



Seaton Delaval Hall



Work Experience Information Pack


Welcome to the Team!

It is our aim to give you the best work experience possible. This means you will have plenty of opportunities to get stuck into the work that we do here and meet people performing a range of job roles so you can learn more about what it involves. You will also learn more about yourself and the types of work you might be interested in as well as developing your soft skills during your time with us. Most of all we hope you have fun which is central to our Spirit of Place.

This pack lets you know some of the basic information you may need before your visit but you will also have a full induction when you start with us.

Here to help

The three people that will be checking in with you throughout the week are:




Molly Glover

(they/them)

Programming and Partnerships
Officer

Children and Young People
Delivery Lead



Siobhan Falkous

(she/her)

Experience & Visitor
Programming Manager

Safeguarding Lead
Children and Young People
Strategic Lead

Andrew Weatherhead

(he/him)

Volunteering and Communities
Officer

Feel free to talk to us at any point if you have anything on your mind, need to make us aware of anything or just generally have any questions or speak to your school co-ordinator.

Seaton Delaval Hall - Our Spirit of Place

Dramatic Seaton Delaval Hall was designed by Sir John Vanbrugh (Castle Howard, Blenheim Palace) and home to the flamboyant Delaval family. In an age famous for extremes of behaviour, they were the most notorious of all Georgian partygoers and pranksters. The Central Hall bears the scars of fierce fires, which almost condemned it to ruin 200 years ago.

Entertainment made Seaton Delaval famous: there were fetes and masquerades, rope dancers and dancing bears, sack races and puppet shows. Inside, the family put on theatrical productions that earned rave reviews. Meanwhile, house guests were victim to elaborate practical jokes: drunken guests would awake to find their rooms had been turned upside down; a mechanical bed would give way to drop the unwary occupant into a bath of freezing water; and walls were said to disappear just as guests were undressing.

The Delavals loved a performance - a date with them was the hottest ticket in town. This then is Seaton Delaval Hall's spirit of place. It will be colourful. It will be fun. It will be flamboyant.

Our theme:

A place of drama, theatricality and playfulness;
a spirit that encourages artistic and creative expression today.

Getting here

To make the most of your work experience we encourage you to be as independent as possible. Below are some of the options for arriving for your work experience.

Cycling

From the West: There is a cycle path leading to the Hall down from Seaton Delaval village .

From the South: The Waggonways path comes out not far from the Hall.

Bike racks are available to use but you will need to bring your own locks.

Bus

There is a bus stop right outside the Hall where the Arriva service X7 from Newcastle Haymarket Bus Station to Blyth stops every 30 minutes Monday to Saturday. This connects with services to Whitley Bay and North Tyneside and goes via West Jesmond, South Gosforth, Longbenton, Balliol Business Park, West Moor, Burradon and Seghill.

Additional buses stop approximately half a mile away in Seaton Sluice: The Arriva service 308 from Haymarket Bus Station to Blyth South Beach via Coast Road, New York, Preston Grange, Whitley Bay and Go North East service 309 from Haymarket Bus Station to Blyth Bus Station via Coast Road, Meadow Well, North Shields, Cobalt, Rake Lane, Whitley Bay.

If travelling by bus **we will reimburse your ticket costs**. Just let us know at the start of your placement as there will be a small bit of admin and then keep hold of your tickets and give them to Andrew or Anna.

On Foot

There is a network of footpaths: Seaton Sluice ($\frac{3}{4}$ mile), Seaton Delaval (1 mile), Blyth and North Tyneside.

Driving

Sat Nav postcode NE26 4QR

Park in the visitor car park which is free. From main gates take left fork to visitor car park. Car park locked at 5pm.



Food, drink and breaks



You will have access to:

- Hot water boiler/kettles
- Microwave
- Fridge
- Washing up facilities and dish washer
- Tea, coffee and milk

You will need to bring your own food in on Monday and Tuesday, but you have the option to use the Brewhouse Café the rest of the week.

You will always get to have a lunch break (though the time of these may change depending on what you are working on at the time) and most days you will also get a morning and afternoon break. You can use the toilet whenever you need to but please let us know before you go.

What to wear

		
Clothes	<ul style="list-style-type: none"> • Lots of layers! • Black or dark coloured jeans or trousers. • Plain dark t-shirt or shirt. • Jumper/s • Warm coat • Hat, gloves etc. 	<ul style="list-style-type: none"> • Ripped jeans or trousers • Offensive slogans or logos • Clothing that would be hazardous to work in outdoors
Shoes	<ul style="list-style-type: none"> • Sturdy shoes or boots appropriate for wearing in the outdoors and rough terrain in all weathers. 	<ul style="list-style-type: none"> • Heeled shoes or boots • Open toed shoes • White footwear (they won't remain white for very long!)
Notes	<p>You will be doing a range of physical and often dirty jobs (despite how it appears it's not a glamorous place to work!). Some of the work will be outside and some of the inside spaces are just as cold! Please make sure you wear clothes that are work and weather appropriate and don't mind if they get dirty.</p>	<p>If you turn up in clothing that is not appropriate you may be given alternative clothing to wear or sent home to change.</p> <p>If you're unsure about anything you can always ask us.</p>

Some work will require additional PPE. In these cases, we will provide you with the required kit.

Emergency Fire Protocol

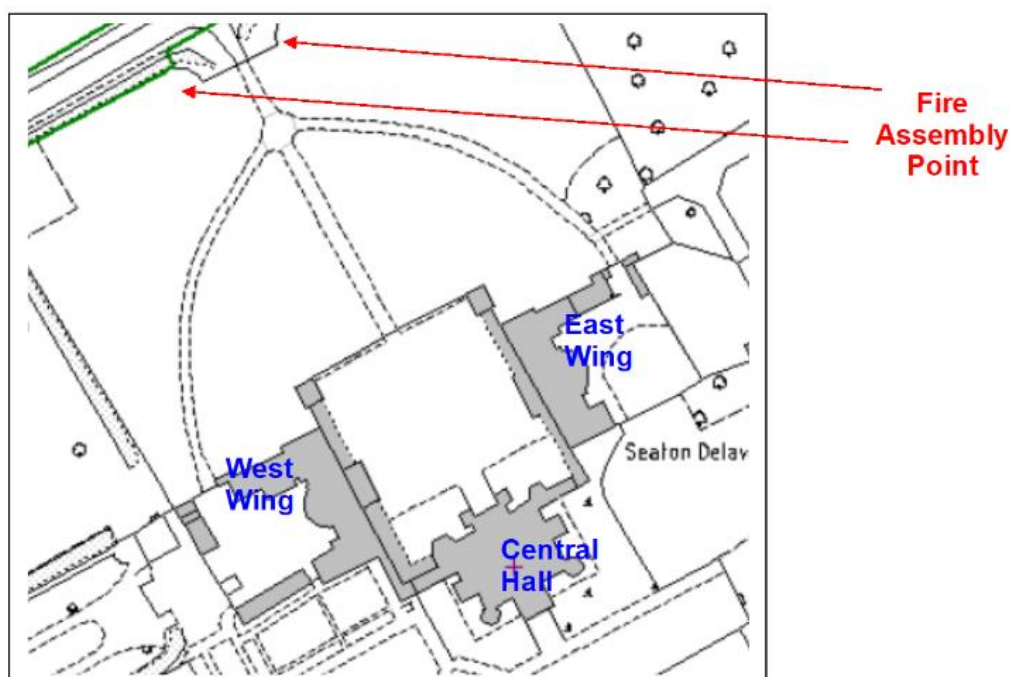
In the unlikely event that you discover a fire, let the member of staff you are working with know immediately.

Leave the building or area you are working in by the nearest exit and report to the Fire Assembly Point (shown below)

DO NOT stop to collect personal belongings

Seaton Delaval Hall ASSEMBLY POINT

In the event of a fire or evacuation please leave by your nearest fire exit and assemble on the grass at the front of the hall inside Main Gate



Phones

You are welcome to bring phones with you for use on your break and lunch times but please refrain from using them during the work sessions. They are your own responsibility and we cannot be held responsible for any loss or damage of property during the week's experience.

Reporting Absences

If for any reason you are unable to attend on one or more of the days please call 0191 237 9100 to notify us so we know not to expect you.

Smoking and Vaping

Placement students are not permitted to smoke or vape on site during work hours.

Map Key


- | | |
|-----------------------------|----------------------|
| 1 Community Kitchen Garden | WC Toilets |
| 2 Visitor Welcome | ♿ Accessible Toilets |
| 3 Ice House | 🐕 Dog Waste Bins |
| 4 Brewhouse Café | 👶 Baby Change |
| 5 Stables | P Parking |
| 6 SE Gardens | ♿ Disabled Parking |
| 7 Oval | 🚲 Bicycle Parking |
| 8 South Lawn | |
| 9 Central Hall and Basement | |
| 10 West Wing | |
| 11 Church of Our Lady* | |
| 12 Formal Gardens | |
| 13 Summerhouse** | |
| 14 Potting Shed | |
| 15 Delaval Playdium | |

For your safety please be aware of high and unprotected drops, including bastions, ice house and na-ha (perimeter) walls.

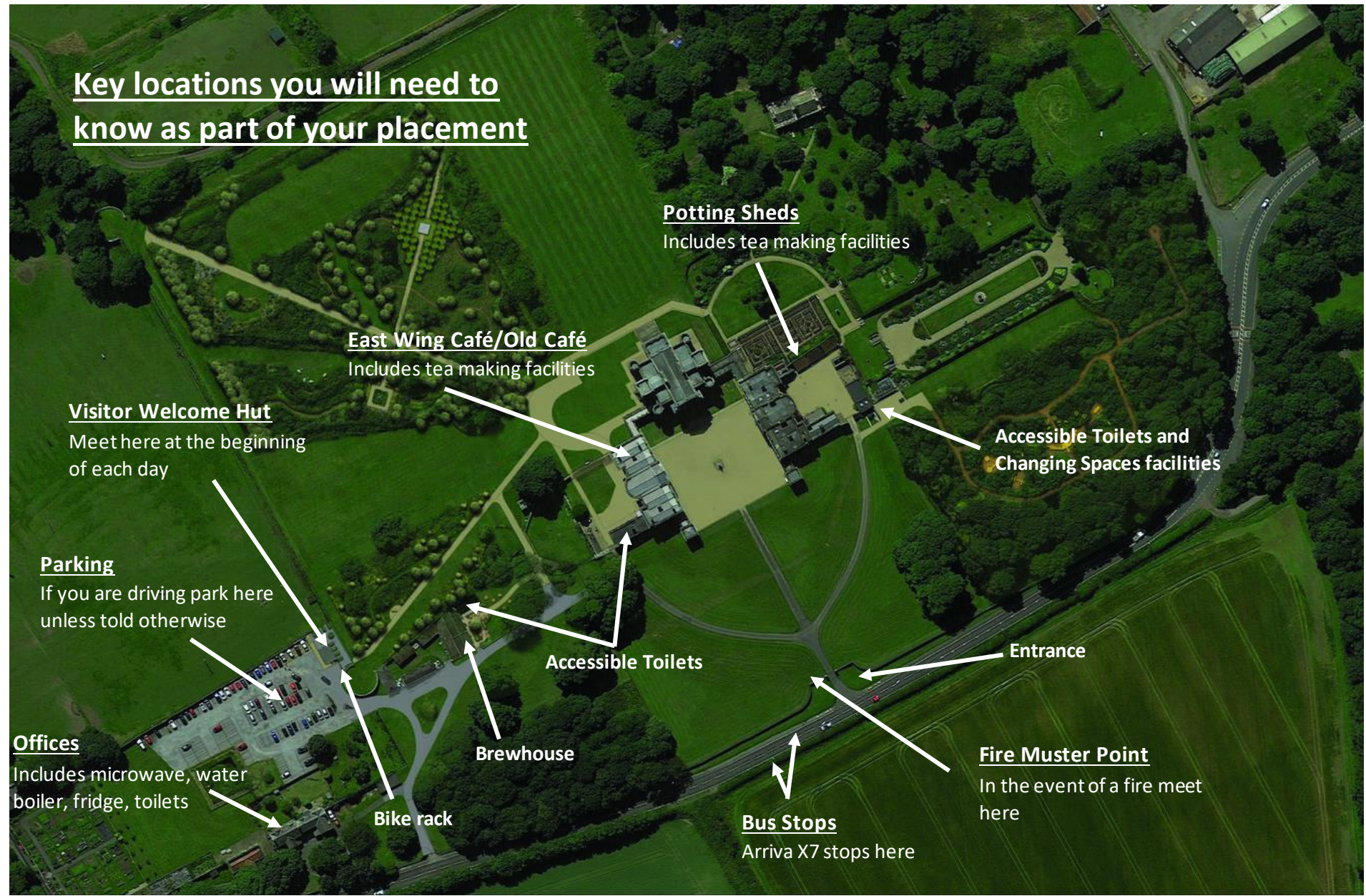
For a more detailed map showing accessible parking and toilets, level entrances and accessible routes through the grounds and hall, please ask at Visitor Welcome.

Dogs on leads are welcome around the grounds, including the North West Woods, but please avoid the area surrounding the play equipment in the Delaval Playdium.

*Opening times may vary, please ask at Visitor Welcome as the church is privately managed and not owned by the National Trust. **Light refreshments, open summer season.



Key locations you will need to know as part of your placement



Potting Sheds

Includes tea making facilities

East Wing Café/Old Café

Includes tea making facilities

Visitor Welcome Hut

Meet here at the beginning of each day

Parking

If you are driving park here unless told otherwise

Offices

Includes microwave, water boiler, fridge, toilets

Bike rack

Brewhouse

Accessible Toilets

Bus Stops

Arriva X7 stops here

Entrance

Fire Muster Point

In the event of a fire meet here

Accessible Toilets and Changing Spaces facilities

Our National Trust

The National Trust means all kinds of things to all kinds of people. So, inside the Trust, it's important that we share a clear understanding of who we are and what we stand for.

Every organisation has to be clear about its purpose and communicate it as simply and effectively as possible to the world outside. The words in the pink box are designed to enable us all to do this.

The challenges and opportunities facing us are greater than ever. We have a renewed focus on the crisis facing nature. We have urgent work to do today and long-term plans for a better tomorrow. Together, talking in one clear voice and living our values, we can achieve a huge amount.



National
Trust

What we do

We protect and care for places so people and nature can thrive. Many millions share the belief that nature, beauty and history are for everyone. So we look after the nation's coastline, historic sites, countryside and green spaces, ensuring everyone benefits.

Why we do it

Nature and the historic environment are under threat. They're essential to everyone, they enrich people's lives and are part of the fabric of society and they urgently need more care.

Where we do it

From wild and precious places to the world outside your window, the National Trust offers access, enjoyment and a chance for everyone to help out.

Who we are

With our staff, members, volunteers and supporters, we are the biggest conservation charity in Europe. Everyone can get involved, everyone can make a difference.

How we do it

We live by four key values:

We love people and places

People and places need each other to thrive. We care for nature, beauty and history for everyone, for ever.

We welcome everyone

We are for everyone. We play a positive role locally and nationally connecting and inspiring people.

We think now and for ever

Be part of creating a lasting legacy for the future by valuing what we have, embracing change and moving forward.

We make it happen

We move forward with purpose and focus, always aiming to simplify and improve.

What we believe in

Nature, beauty, history. For everyone, for ever.

Our values

Love people and places

People and places need each other to thrive. We care for nature, beauty and history for everyone, for ever.

- We care about places and nature for people
- We inspire people through our knowledge, enthusiasm and actions
- We work together to bring places to life for people
- We champion the variety of places and the people who connect with them



Welcome everyone

We are for everyone. We play a positive role locally and nationally connecting and inspiring people.

- We are understanding and respectful
- We are curious and learn from others
- We collaborate, proactively considering different perspectives
- We are welcoming and value difference



Think now and for ever

Be part of creating a lasting legacy for the future by valuing what we have, embracing change and moving forward.

- We respect and learn from the past to inform the decisions we make today
- We embrace change and think creatively so we're always relevant
- We act responsibly and sustainably, avoiding waste
- We consider the impact of everything we do on people, the planet and our financial health



Make it happen

We move forward with purpose and focus, always aiming to simplify and improve.

- We act efficiently and keep it simple
- We deliver great service and quality
- We prioritise effectively and own our actions
- We lead where we should, and support where we can

